


STORYBOARD

Storyboard

A storyboard is a great way to work out the visuals of your story. You can draw each of the shots you want to get to create your film and add notes like camera movement (pans, zooms) and audio you want to use at that point.



Shot list

Once you have your storyboard worked out, you can create a list of all the shots you need to get at each scene you shoot. Because the story is not always told in a chronological order, this is a great way to make sure you get all the shots you want at each location you film at.

LOCATION	NUMBER	TYPE	VISUAL	AUDIO	DURATION
BEACH	1	Establishing shot	Beach, people	Seagulls, waves, people	3 sec
CAR PARK	2	Wide shot	Opening boot of car	Boot, talking	6 sec

STORYBOARD

Storyboard your video here.



VISUAL

AUDIO




VISUAL

AUDIO




VISUAL

AUDIO




VISUAL

AUDIO




VISUAL

AUDIO



VISUAL

AUDIO




VISUAL

AUDIO



VISUAL

AUDIO




VISUAL

AUDIO


STORYBOARD

Storyboard your video here.




VISUAL

AUDIO




VISUAL

AUDIO




VISUAL

AUDIO




VISUAL

AUDIO




VISUAL

AUDIO




VISUAL

AUDIO




VISUAL

AUDIO



VISUAL

AUDIO



VISUAL

AUDIO

